

# **Annual PERFORMANCE REPORT 2023-24**

**SHEEP SOCIETY  
TARGETED INTERVENTION PROJECT on FSW, IDU**

**ADD: Airfield Colony, Yingkiong  
District-Upper Siang, Arunachal Pradesh.  
Ph. 8800765289  
Em@il: *societysheep35@gmail.com***

**Name and Address of the Organisation : Sheep Society, Yingkiong**

**Name and address of the Centre : TARGETED INTERVENTION**

**PROJECT (FSW) TEZU**

Airfield colony, Yingkiong

Upper Siang,

Arunachal Pradesh, 791002

**Project I.D. no. : FAC86537**

**Contact Person : Ms.Nabam Yate (Project Manager)**

Ph. 8800765289

**Complete Postal Address : Project Manager TIP (FSW,IDU) Yingkiong,**

Airfield Colony, Opposite Hydropower Office

Upper Siang District,

Arunachal Pradesh, 791002

**Review Period : From October'2023to March'2024**

## **INTRODUCTION**

*Upper Siang – a district in the State of Arunachal Pradesh in India with geographical area of 6188 Sq Km, a veritable treasure house of nature in its full splendour, has 11 Administrative Circles with a total population of 33, 146 persons (2001 Census). It is inhabited by Adi, Memba, Khamba and Idu Mishmi tribes who have been harmoniously living in the cradle of nature since time immemorial with colourful festivals / rituals like Solung, Aran, Reh, Lossar, Dihang, etc.*

*It is a mountainous region endowed with rich natural resources and biodiversity, deep gorges and fast flowing streams and rivulets, which form the tributaries of the mighty **Siang River**. It flows through the district running into Indian Territory at a point near **Gelling** in the Indo-China border.*

*There have been radical changes over the years on all developmental fronts. However, the long isolation and inaccessibility of the areas due to communication bottlenecks pose formidable constraints to the efforts for socio-economic developments.*

*Yingkiong, where the Targeted Intervention Project is implanted is a town in and the administrative headquarters of Upper Siang district in the Northeast Indian state of Arunachal Pradesh. It is located 250 kilometers (160 mi) north of Itanagar, the capital of the state, and 1 kilometer (0.62 mi) east of the River Siang.<sup>[3]</sup> According to the 2011 Census, the town has a total population of 8,573.*

### **TI PROJECTFSW in UPPER SIANG DISTIRICT**

*Arunachal Pradesh State AIDS Control Society (APSACS), Naharlagun has nominated Sheep Society an NGO to implement project on Targeted Intervention Project on FSW ,IDU having target of FSW-250 and IDU-100*

### **BRIEF APPRAISAL ABOUT THE NGO**

*Sheep Society is a social service organization working for the socio-economic development of the poor specially for the Scheduled caste (SC), the Scheduled Tribe (ST) and Backward communities, irrespective of their caste, creed and religion. It is committed for the development of the socially marginalized communities and Backward Class communities. It focuses on the rural and urban poor, agricultural laborers, marginal farmers, women and children, particularly the girl children. The Development Society for Poor is committed to people's participatory development processes. People concerned and affected are involved in the entire process of project identification, development, execution, monitoring and evaluation. Projects adopt a bottom up approach and are evolved at the community level.*

**1. Numbers of FSW & IDUs Contacted/Registered individually through outreach activities by NGO Staff/ORW, using BCC Materials during Oct’ 2023 to March 2024.**

Month	Pvs Regist ered	A prl	M ay	Ju n	Jul y.	Aug	Sep.	Oct	Nov	Dec	Jan	Feb	Mar	Total Active population
No. of FSW Regd									6	11	15	51	11	250
No. of IDUSs Regd									10	16	23	26	13	100

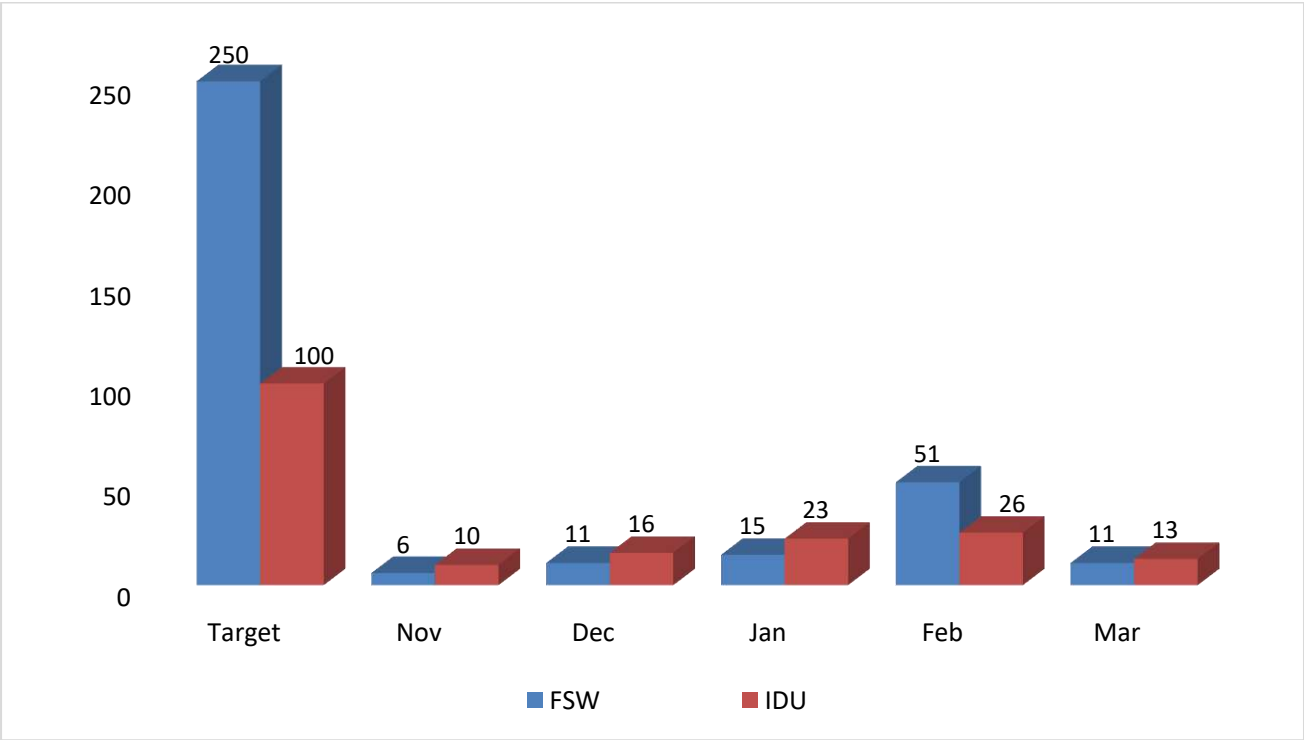


Fig.1. No. of FSW contacted/registered from Oct’2023 to March’24

## 2. Month wise no. of Contact (New & Repeat) by NGO staff and PEs:

Month	Oct		Nov		Dec		Jan		Feb		Mar	
	New	Rept	New	Rept	New	Rept	New	Rept	New	Rept	New	Rept
<b>NGO Staff</b>	0	0	16	0	27	0	38	0	77	0	11	0
<b>PEs</b>			16	0	27	0	38	0	77	0	11	0

## 3. IEC Activities and Advocacy meeting conducted.

Type of event	No. of event	Type of participants	Total no. of participants
Community Events	0	HRGs	0
Hotspot Level Meeting	10	PEs, HRGs & Staff	80
DIC Level Meeting	5	HRGs, PE & Staffs	25
Street plays	0	---	0
Drama/songs	0	---	0
GD/FGD	0	<b>Stakeholders</b>	<b>0</b>

So far events such as DIC Level meeting, Hotspot level Meeting, Advocacy and numbers of Group Discussion and have been organized from the month of October'22 to March'2023 at DIC and different hotspot areas, localities involving the participants HRGs in Yngkiong circle of Upper Siang district, Arunachal Pradesh.

## 4. Linkage with Facilities during the Month of Oct'2023 to March 2024.

### (i) Clinical Service:

Month	FSW	IDU	CSW	Other	Total
April'22	-	-	00	00	00
May'22	-	-	00	00	00

June'22	-	-	00	00	00
July'22	-	-	00	01	00
Aug'22	-	-	00	00	00
Sept'22	-	-	00	00	00
Oct'22	-	-	00	00	00
Nov'22	6	10	00	00	00
Dec'22	11	16	00	08	81
Jan'23	15	23	00	00	00
Feb'23	51	26	00	00	00
Mar'23	11	13	00	00	00
Total	94	88	00	00	00

**(ii) Number of Individual/family counseling by Counselor during the period (including repeat).**

Month	FSW	IDU	CSW	Other	Total
April'22	-	-	00	00	00
May'22	-	-	00	00	00
June'22	-	-	00	00	00
July'22	-	-	00	00	00
Aug'22	-	-	00	00	00
Sept'22	-	-	00	00	00
Oct'22	-	-	00	00	00
Nov'22	6	10	00	00	16
Dec'22	11	16	00	00	27
Jan'23	15	23	00	00	38
Feb'23	51	26	00	00	77
Mar'23	11	13	00	00	24
Total	94	88	00	00	182

**(iii) No. of Referral& Tested for HIV through CBS+ICTC+FICTC during the period.**

Month	Referral	FSW	IDU	CSW	Other	Total
April'22	00	00	00	00	00	00
May'22	00	00	00	00	00	00

June'22	00	00	00	00	00	00
July'22	00	00	00	00	00	00
Aug'22	00	00	00	00	00	00
Sept'22	00	00	00	00	00	00
Oct'22	00	00	00	00	00	00
Nov'22	5	2	3	00	00	5
Dec'22	1	0	1	00	00	1
Jan'23	1	0	0	00	01	1
Feb'23	<b>1</b>	<b>1</b>	<b>0</b>	<b>00</b>	<b>00</b>	<b>1</b>
Mar'23	<b>3</b>	<b>1</b>	<b>2</b>	<b>00</b>	<b>00</b>	<b>3</b>
Total	<b>11</b>	<b>4</b>	<b>6</b>	<b>00</b>	<b>01</b>	<b>11</b>

**(iv) No. of HRGs tested for HIV through CBHS.**

Month	FSW	IDU	Other	Total
April'22	-	-	00	00
May'22	-	-	00	00
June'22	-	-	00	00
July'22	-	-	00	00
Aug'22	-	-	00	00
Sept'22	-	-	00	00
Oct'22	-	-	00	00
Nov'22	00	00	00	00
Dec'22	00	00	00	00
Jan'23	5	3	01	00
Feb'23	51	26	00	00
Mar'23	2	3	00	00
Total			00	00

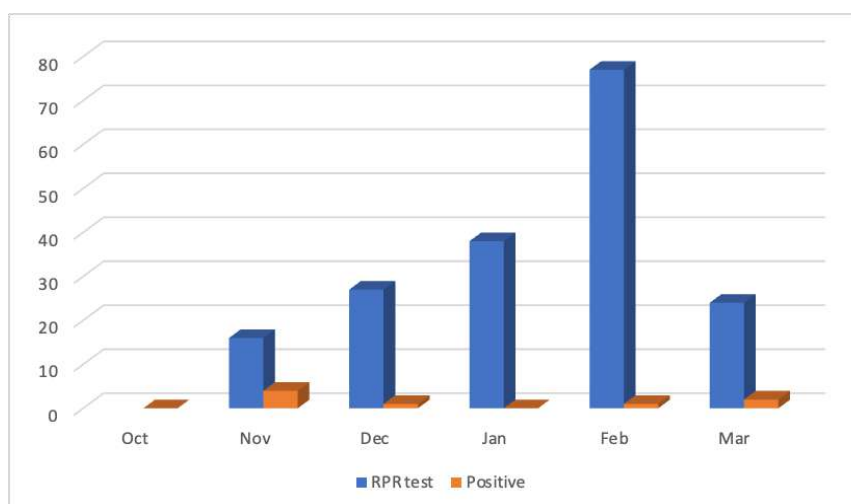
**(v) No. of RPR test during the Month of Oct'2023 to March'2024**

Month	FSW	IDU	CSW	Other	Total
April'22	-	-	00	00	00
May'22	-	-	00	00	00
June'22	-	-	00	00	00
July'22	-	-	00	00	00
Aug'22	-	-	00	00	00
Sept'22	-	-	00	00	00

Oct'22	-	-	00	00	00
Nov'22	6	10	00	00	16
Dec'22	11	16	00	00	27
Jan'23	15	23	00	00	38
Feb'23	51	26	00	00	77
Mar'23	11	13	00	00	24
Total	94	88	00	00	182

**(vi) No. of RPR test found positive during the month of October'2023 to March'2024.**

Month	FSW	IDU	CSW	Other	Total
April'23	00	00	00	00	00
May'23	00	00	00	00	00
June'23	00	00	00	00	00
July'23	00	00	00	00	00
Aug'23	00	00	00	00	00
Sept'23	00	00	00	00	00
Oct'23	00	00	00	00	00
Nov'23	02	02	00	00	04
Dec'23	00	01	00	00	01
Jan'24	00	00	00	00	00
Feb'24	01	00	00	00	01
Mar'24	01	01	00	00	02
Total	<b>4</b>	<b>4</b>	00	00	<b>8</b>



**Fig. showing RPR test done and found positive**



## 5. Commodity distribution during Oct 2023 to March'2024

### (i) Free condom distribution:

Month	Opening balance	Monthly receipt	Distribution to		Total Distribution	Monthly balance
			HRGs	Outlets		
April'22				0		
May'22				0		
June'22				0		
July'22				0		
Aug'22				0		
Sept'22				0		
Oct'22	5760	00	00	0		
Nov'22	5760	00	193	0	193	
Dec'22	5240	00	156	0	156	
Jan'23	5033	00	280	0	280	
Feb'23	4758	00	315	192	507	
Mar'23	4535	00	83	0	83	
Total						

As per the record approximately more than 2000 nos. of free condoms at monthly average have been distributed to HRGs from the period of April'2022 to March' 2023. Almost all the HRGs have availed with the free condom distribution; meanwhile social marketing of condom has been promoted widely.

### (iii) IEC material distribution:

Sufficient numbers of IEC material whatever required, the project had developed and some were brought from the SACS and were displayed and distributed among the HRGs during the event such as meetings, Group discussions etc.

## 6. STI Services during the month of Oct'23 to March 2024.

Type of patients	Age group and sex								Total	
	<20		20-24		25-44		>44			
	M	F	M	F	M	F	M	F	M	F
Clinic visit (for the index STI/RTI complaint)	0	0	0	0	4	4	0	0	0	8
Clinic visit (for no STI/RTI complaint)	0		0	0	0	0	0	0	0	0
Repeat STI/RTI visit (for the index STI/RTI complaint)	0	0	0	0	4	4	0	0	0	8

So far \_\_\_\_6\_\_\_\_STI cases and more than \_\_6\_\_\_\_ numbers of no STI cases have been treated and checked up during the period of April'2022 to March'2023. The cases relating to STI have been treated at the rate of 0.4 per month respectively.

## 7. STI Syndrome Diagnosis (for 1st clinic visit only):-

Diagnosis	Male	Female	Total
1. Vaginal/Cervical Discharge (VCD)	XXXX	0	0
2. Genital Ulcer (GUD)- non herpetic	0	0	0
3. Lower Abdominal Pain (LAP)	XXXX	0	0
4. Urethral Discharge (UD)		XXXX	0
5. Ano-rectal Discharge (ARD)	---	---	---
6. Inguinal Bubo (IB)	---	---	---
7. Painful scrotal swelling (SS)	---	XXXX	---
8. Genital Warts	---	---	---
9. Other STIs	--	00	00
10. Asymptomatic STI Treatment	---	0	0
11. No. of people living with HIV/AIDS (PLHAs) attended with STI/RTI during the month.	---	---	---
<b>Total no. of cases</b>	<b>0</b>	<b>0</b>	<b>0</b>

## 8. No. of incidence of violence and discrimination during the Month of Oct'23 to March 2024.

As such no incidence of violence has been found or registered during the month of Oct'2023 to March'2024.

**9. Programme Management:**

(i) Number of review meeting held with staff : 22

(ii) Number of review meeting held with the staff

In presence of NGO in charge : 3

(iii) Number of supervisory visits undertaken

During october'2023 to March'2024.

(a) Project coordinator : 10

(b) Supervisor (NGO) : 3

(c) Distt. Govt. Officer : 0

(d) Sacs Officials/NACO : 1

**10. Staff Position and Training during the Month of Oct'23 to March 2024:**

Staff	Position sanctioned	Staff in position	No. of training	Details of Training during the period
Project coordinator	1	1	---	<i>5 Day Training Program cum Review Meeting</i>
ORW	2	2	---	<i>5 Day Training at Naharlagun</i>
Peer Educator	7	7	---	<i>2 FSW PE had 5 day training at Naharlagun</i>
Doctor	1	1	---	<i>Nil</i>
Nurse	---	---	---	<i>Nil</i>
Counselor	1	1	---	<i>5 Day Training Programme organized by APSACS</i>
Peer Counselor	---	---	---	<i>Nil</i>
M&E A cum Accountant	1	1	---	<i>5 day Training on PFMS, Data Entry on Portal, organized by APSACS</i>

**PHOTO GALLERY OF TIP FSW, IDU YINGKIONG**



*IN HOUSE TRAINING CONDUCTED FOR PE AND ORW (FSW)*





AWARENESS CREATED BY ANM TO IDU



REVIEW MEETING AT DIC



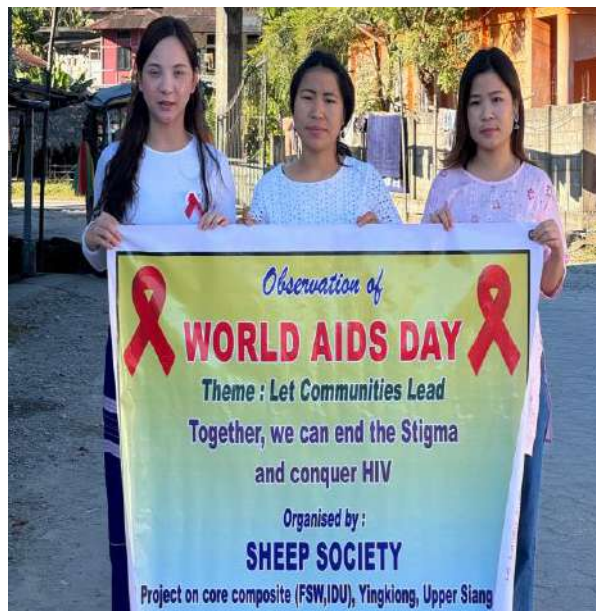


COMMUNITY BASED SCREENING





*DIC Staff*



# ADVOCACY



*1. Meeting with Superintendent of police*



*1.2 MEETING WITH OC, YINGKIONG*



## Integrated Health Camp





**Police Station, Moying**

**TI staff with team MICTC and DACO**







**PD APSACS in TI,Yingkiong wuth TI staff**

## CONCLUSION

*Targeted Intervention Project implemented by NACO under NACP-IV through APSACS and NGO partner is most effective and highly transparent in prevention and controlling STI and HIV/AIDS among the highly vulnerable groups of HRGs and the masses. The consistent efforts by Govt. and NGOs towards the prevention of HIV/AIDS may help to prevent and eradicate HIV epidemic successfully.*